

Creating Number Combinations

Ten in a Bed






Directions



- 1 Place a bear in each square on the bed.
- 2 How many bears are there all together? Write this number on the record sheet in the first box.
- 3 Drop a blanket on top of the bears.
- 4 How many bears are not under the blanket? Write that number in the second box.
- 5 Solve the problem. How many bears are under the blanket? Write the number in the last box.
- 6 Repeat steps 2 – 5

Ten in a Bed
Name: Jenny Date: Mon

 10	-	 4	=	 6
---	---	--	---	--



Ten in a Bed
Name: Jenny Date: Mon



Creating Number Combinations

Ten in a Bed

Children discover number combinations for ten, using bears and a blanket.

Materials

- Make copies of and cut apart the ten frames (beds) and record sheets.
- You will need pieces of cloth to make 'blankets' for the beds.
- Put ten frames, record sheets, blankets, Bears and pencils inside a shoe box.
- Label one end of the box. (see below)
- Put a copy of the directions inside the box

Let the children use the materials from this to act out the song "Ten in a Bed"

There were ten in the bed
and the little one said
"Roll over, roll over"

So they all rolled over and four fell out
Four hit the floor and gave a shout!
They kept on rolling and three fell out
Three hit the floor and gave a shout!
They kept on rolling and two fell out
Two hit the floor and gave a shout!

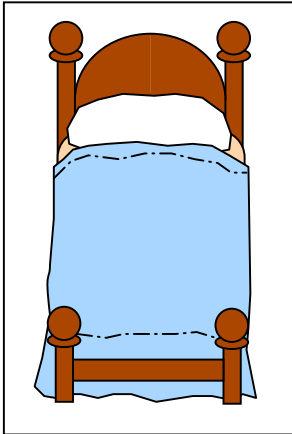
There was one in the bed
and the little one said
"Good night!"




Ten in a Bed

Name:

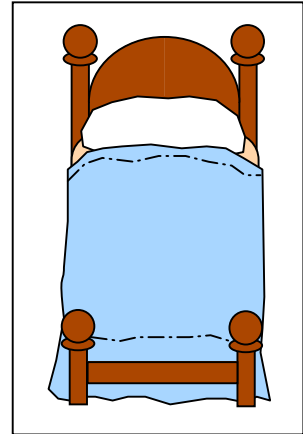
Date:



—



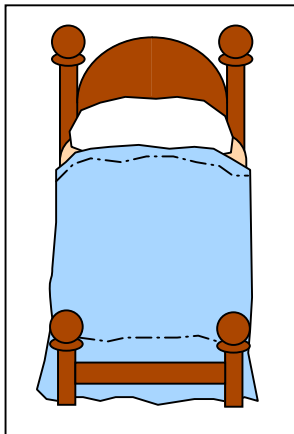
=




Ten in a Bed

Name:

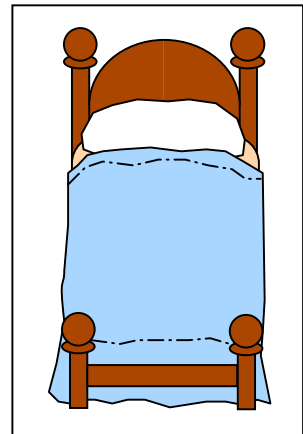
Date:



—



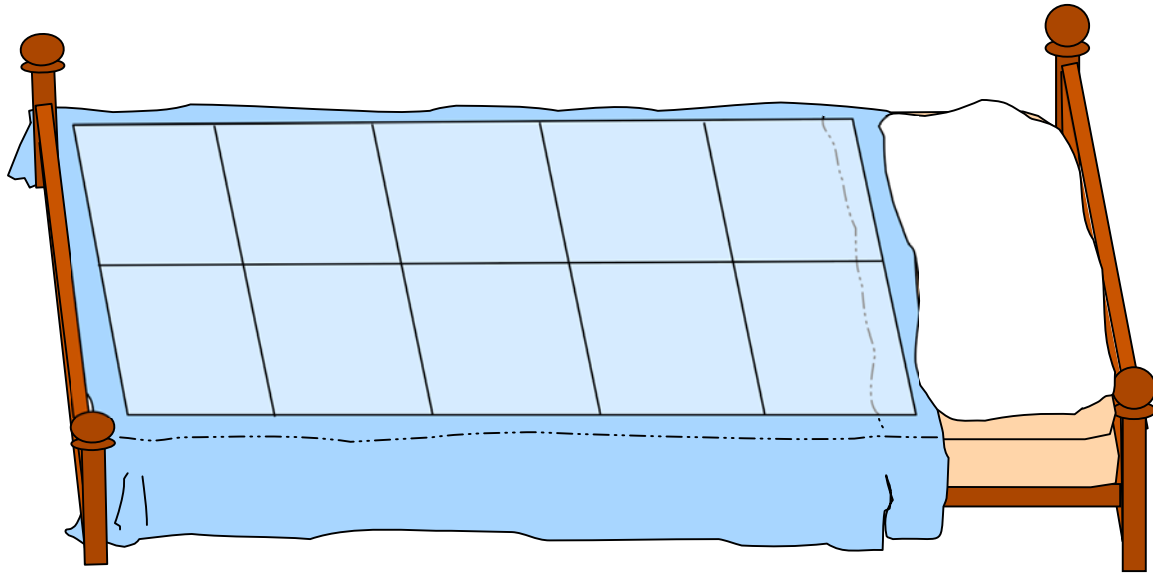
=



Ten in a Bed

Name:

Date:



Ten in a Bed

Name:

Date:

